








VL-Loader Bank Manual

型號 Model	:	VL-45-380	VL-99-380	VL-102-380
功率 Power	:	45KW	99KW	102KW
圖片 Photo	:			
電流 Current	:	70A	150A	155A
體積 Size	:	L600xW550xH1530(mm)	L1150xW600xH1530(mm)	
重量 Weight	:	130Kg	220Kg	
冷卻方式 Cooling	:	設置抽氣扇 / Air Fan cooled 220V		
輸入電壓 Input Volt	:	A.C. 380V (3φ + N)		

型號 Model	:	VL-10-48	VL-20-48	VL-30-48
功率 Power	:	10KW	20KW	30KW
電流 Current	:	208A	313A	625A
重量 Weight	:	75Kg	80Kg	95Kg
體積 Size	:	L700xW400xH1030(mm)		H1030xW820xD780(mm)
圖片 Photo	:			
冷卻方式 Cooling	:	設置抽氣扇 / Air Fan cooled 220V		
輸入電壓 Input Volt	:	D.C.48V (1φ + N)		





Product Specification

Model	:	VL-00-380 Loader Bank	VL-00-48 Loader Bank
Input Voltage	:	380V A.C (3 ψ + N)	48V D.C (1 ψ + N)
Output Current	:	7A - 155A	200A - 625A
Output Power	:	45Kw – 102Kw	10Kw – 30Kw
Connection	:	Copper bus bar	
Cooling Method	:	Air Fan cooled	
Waterproof	:	IP31	
Materials of Chassis	:	1.2mm Electrolytic iron	
Assembly	:	Floor Cabinet + wheels	

Accessories	:	A.C.220V “U” heater	D.C.48V “U” heater
	:	“Mitsubishi” 3-Pole M.C.C.B	
	:	“Mitsubishi” BH-S M3 1-Pole M.C.B	
	:	220VAC ψ 91/2”Fan	
	:	Electrical bus & board	

Installation

1. Place of position
 - A. Good foundation alignment.
 - B. Good air circulated area.
 - C. Room temperature from 0°C to 40°C.
2. Distance of installation
 - A. Keep in distance of 2 feet from the side of the loader bank to the nearest partition.
 - B. Keep in distance of 2 feet or loader bank from the front of the loader bank for better operation.
3. Supply installation
 - A. Read the name plate firstly, then connected to the correct power supply which had been indicated.
 - B. Too high or too low of voltage supply, it can damage the electrical components of the loader bank.
 - C. Prevent electrical shocking, the loader bank should connected to earth properly.
4. Maintenance
 - A. Ensure the supply source correctly, switch on the main supply switch (M.C.C.B.).
 - B. Clean up the loader bank weekly in advance.
 - C. Keep the heater panel tight and clean monthly.
 - D. Keep the earth loop wire tight when use.
 - E. Maintenance required total power isolation Close.

- ▲ We reserve the right to change the specification without notice
- ▲ Our company can tailor made the Loader Bank according to the customers' requirement.

